

At eBlinds Australia we feel it is important for you to know that we do not import finished product. We are very proud that all blinds sold by eBlinds Australia are made to your requirements right here in Australia, by Australian workers.

Each Classic Roman Blind manufactured by eBlinds Australia is done so using only the highest quality componentry. All Roman Blind componentry is backed by our 5 year warranty. Please view our warranty section for further details.

All fabrics are cut to size using state of the art automated and semi automated machinery ensuring a perfect edge and square blind everytime.

Each Classic Roman Blind comes standard with the following:

- Chain Lift System - *no unsightly pull cords*
- Aluminium Rear Battens in Cream. (eliminates stitch holes through the fabric)
- Full Thermal Block Out Lining
- Polycarbonate Lift Rings
- Child Safe Cord Tidy in compliance with the Child Safety Regulations.
- Installation Instructions
- Screws for Timber Installation

Classic Roman Blind Options:

- Stainless Steel Chain

Important Consideration:

With a combined experience of over 90 years of manufacturing Roman Blinds, we like to think that we know what we're doing and with that being said, we believe that you should be made aware of a few of the characteristics when ordering a Roman Blind.

- 1) Unlike most window furnishing products, Roman Blinds do require a more gentle approach when raising and lowering to avoid damage to the rear lining. It is for this reason that eBlindsaustralia supply all of our Roman Blinds with a Chain Lift System to ensure you have many years of trouble free operation.
- 2) Keep in mind that you are purchasing a product that is constructed using just two layers of fabric and that in itself is a very flexible product. If you are expecting a blind that is as flat as a solid piece of glass then this may not be the product for you. Under certain lighting (primarily down lights) and internal temperature conditions, fabric may move or appear to have slight ripples across the face of the blind.
This is completely normal and is a characteristic of the product itself.

We ask that you please consider this carefully before reaching your final decision.

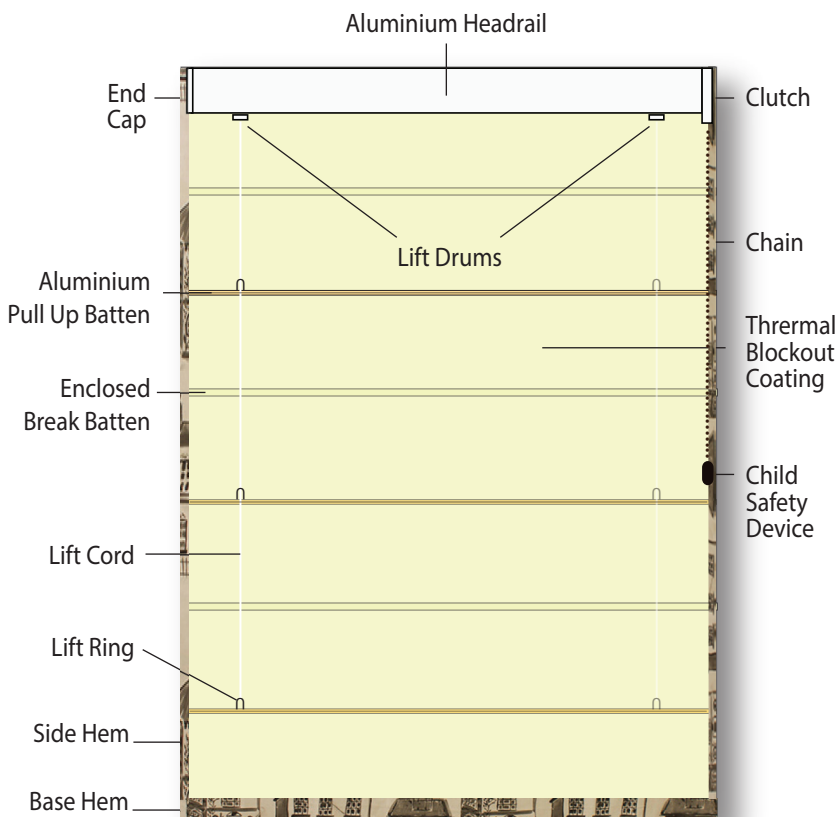
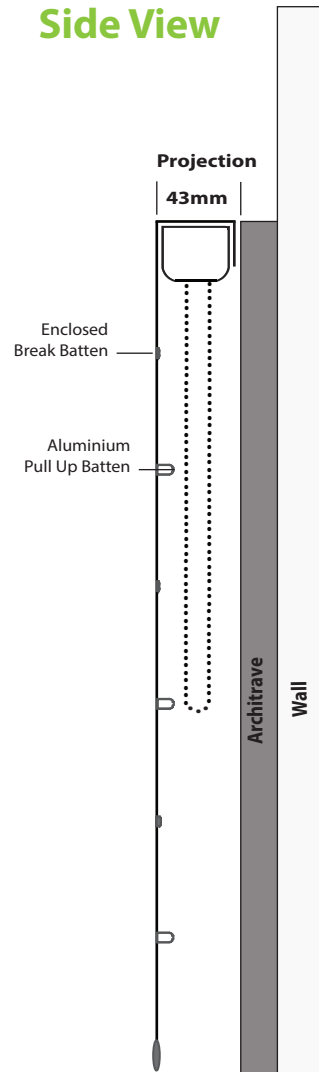
Standard Roman Blind Terminology



Skin

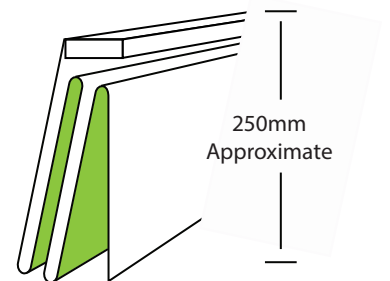
Front View

Side View



Back View

Stack Height



As all Roman Blinds are made to your custom requirements, we are unable to estimate the actual size of the stack height when the blind is fully raised.

If installing above an inward opening door please allow a for stack of 250mm to 300mm minimum to ensure adequate clearance.

Understanding Wider Blinds - Seams

Where the window is wider than the fabric, the fabric must be joined to accommodate. To achieve this, panels of fabric are added to the sides in what is known as a pattern match, and we believe our highly experienced machinists are the best in the business - In all cases no matter what width the blind, the centre of the blind will always be the centre of a full width. Please refer to the diagram below for further clarification.

The fabric shown below left is 140cm wide which is a fairly standard width for the fabric industry. In this instance we can manufacture a blind up to 130cm without having to add joins, this is referred to as a single width - the remaining 10cm is used for the side hems.

To construct a blind wider than 130cm we need to use two widths of fabric. Keeping the original single width for the centre of the blind, the second width is then cut into two pieces (A & B) and attached to the sides - refer diagram below right and below centre.



Original full width **X** being centre



Second width cut into two

The diagram below shows panels A & B attached to the full width



Seam

Seam

For further assistance with **Classic Roman Blinds** please phone our friendly staff on **1800 078 987**